

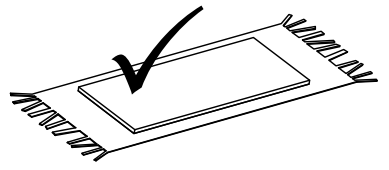

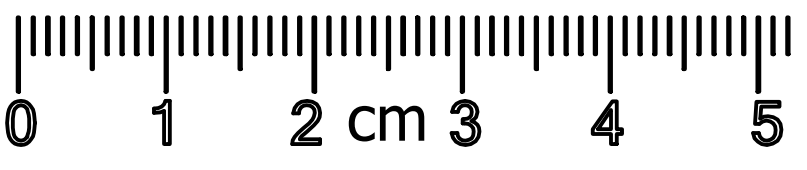
**RO Scaun Teo - Instrucțiuni de montaj**

Atenție: La o montare defectuoasă există pericol de accident.  
Se recomandă ca montarea să fie făcută de personal calificat.

**EN Teo Chair - Assembly Instructions**

Warning: Deficient assembly causes safety risks.  
Assembling by qualified personnel is recommended.

Aveți nevoie de:  
You'll need:

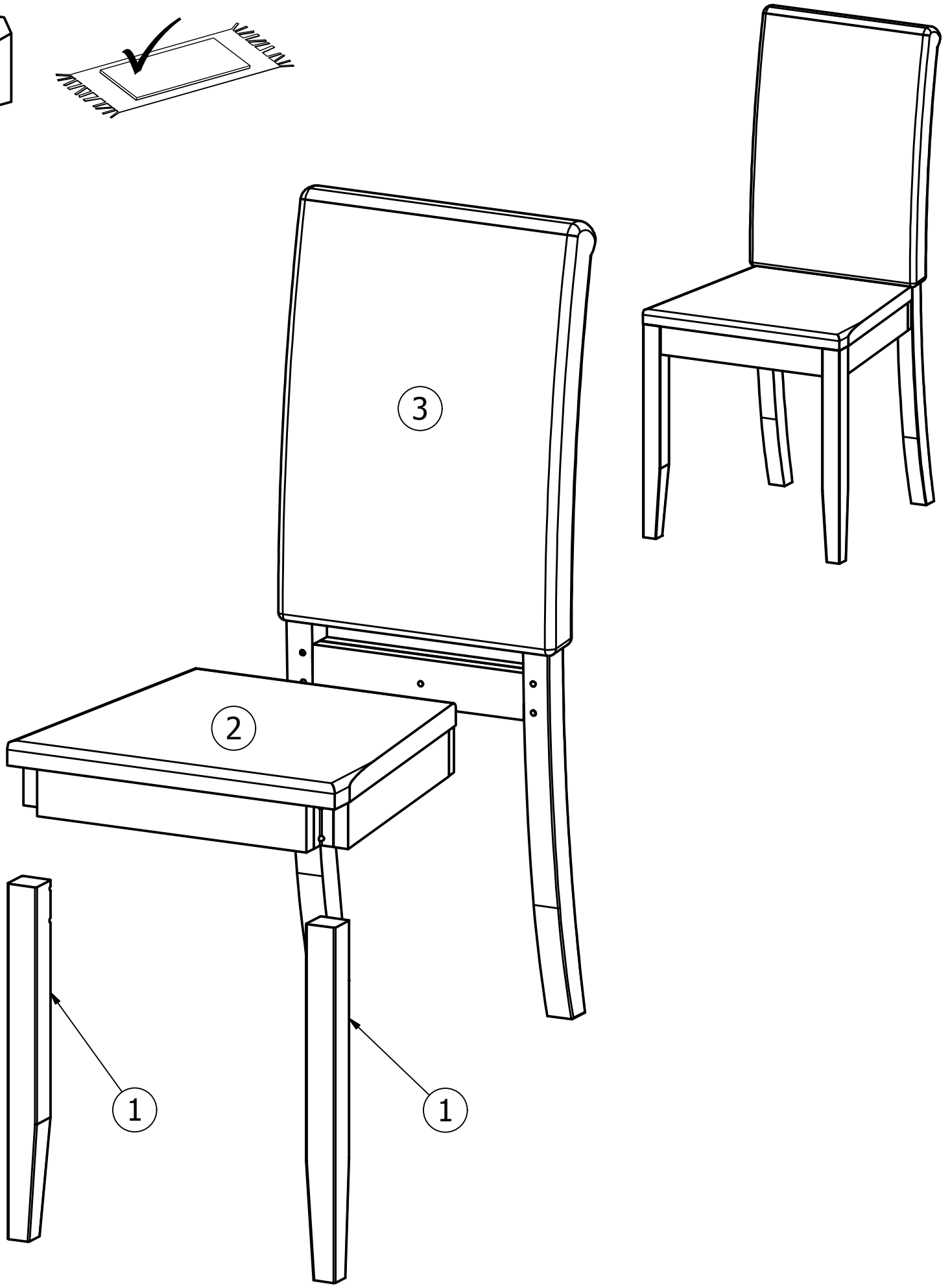


**Feronerie**

<p>S1 M8x70 8 x S1</p>	<p>S2 M8x50 1 x S2</p>	<p>S3 Ø8 9 x S3</p>	<p>I 1 x I</p>
----------------------------	----------------------------	-------------------------	--------------------

**Piese**

2 x 1  
Picior  
Sezut  
Spate scaun



**1**

<p>S1 M8x70 4 x S1</p>	<p>S3 Ø8 4 x S3</p>
----------------------------	-------------------------

**2**

<p>S1 M8x70 4 x S1</p>	<p>S2 M8x50 1 x S2</p>	<p>S3 Ø8 5 x S3</p>
----------------------------	----------------------------	-------------------------